

Bloopers Film Co





BLOOPER'S
film co.

Welcome to Blooper's Film Co.! This movie studio decided to open its gates to film-making enthusiasts to write, act and direct their very own movie. But it is no ordinary movie studio. It is a multiverse of settings!

Overview

Location: Fully indoor venue in an urban area to prevent the attraction to be affected by adverse weather conditions. Movies are loved and watch all over the world. The setting of the shooting rooms can be adjusted to the popular movie genres in the based country.

Size: 3500 sq m, the number of settings can be adjusted to be integrated in public spaces such as shopping centers

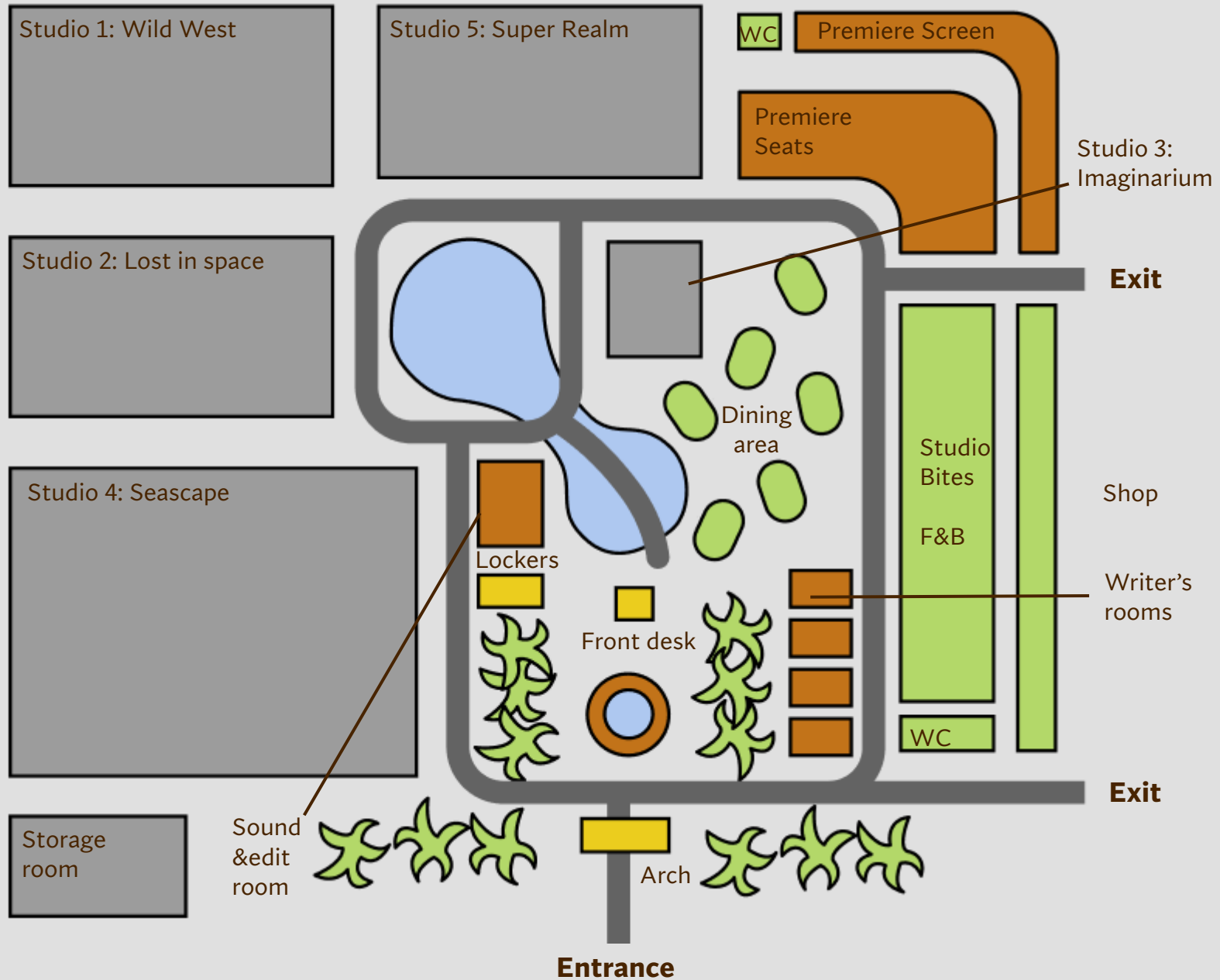
Time spent: 3-4 hours

Number of guests: The experience is suitable for groups of 2-5 people. The area can accommodate around 100 guests at a time.

Number of staff members: Because the cameras are pre-programmed, the rooms are planned to be freely used by the guests. Staff members would be golf cart drivers, front desk staff, shop & cafe assistants, technical assistants, maintenance and programming staff, cleaning staff, designers and creatives, around 50 staff members

Target group: The experience is recommended for guests older than 12, but children can also enjoy it under the supervision of their care-givers.

Map of the area



Guest Journey & Time Spent

Book your 3 hours experience online

Show up at the front desk on time

Go to the writer's room

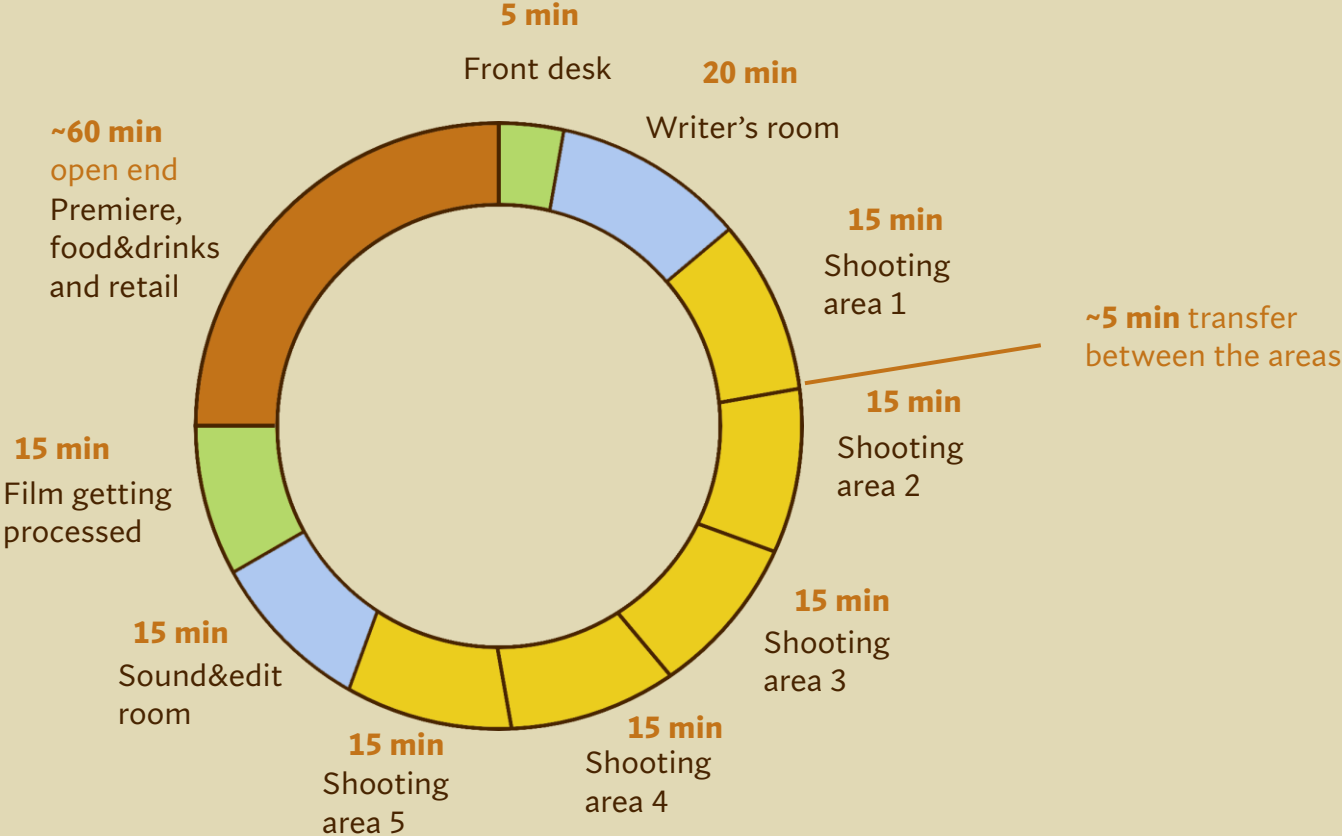
Go to the areas based on the schedule created in the writer's room.

Brush up your movie in the Sound&edit room

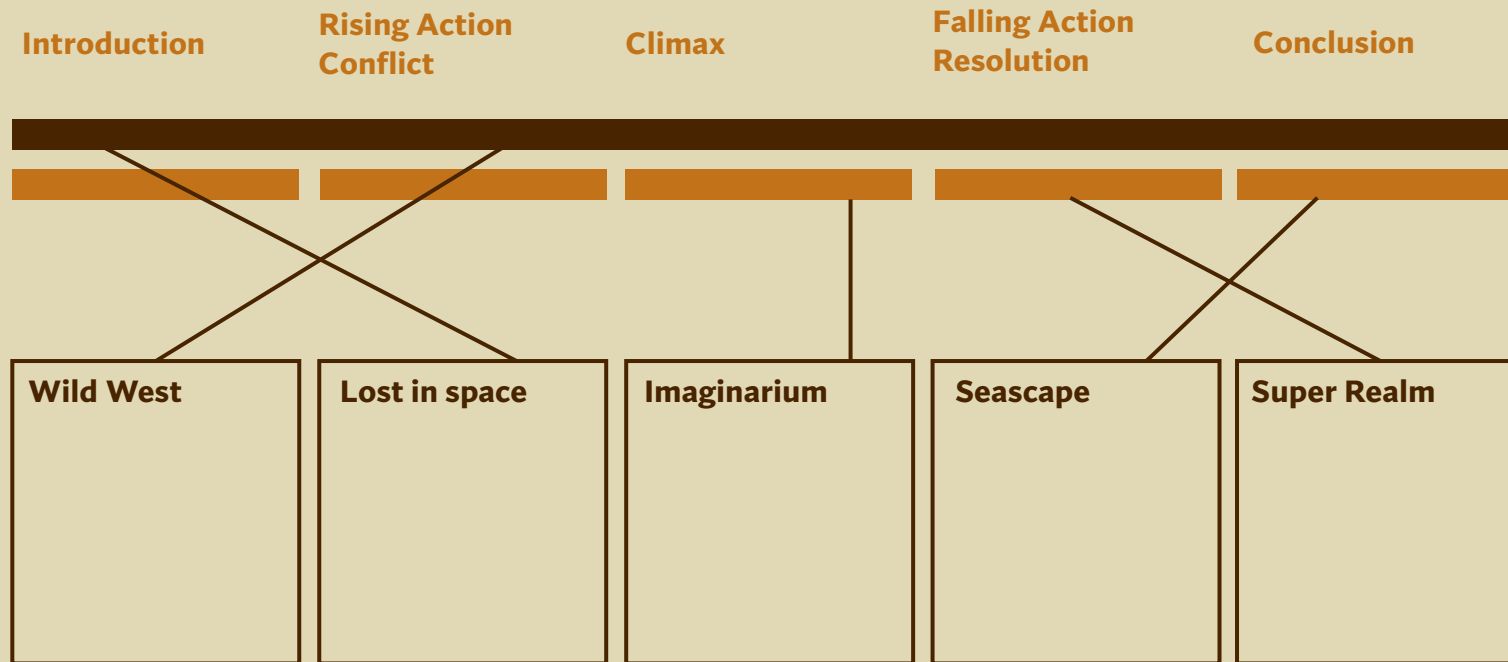
Shoot your scenes!

Enjoy food and beverage options while waiting for your premiere

Watch you premiere, visit the shop



The multiverse concept




The guests can mix and match scenes from different settings and put together their own movie set in different places for an exciting movie. They also have the option to choose all their scenes from the same setting for more consistency.

The guests are given 15 minutes to spend in the each setting and suggested to shoot a scene up to 2 minutes. The time they are given to edit their scenes in the sound&edit room is 20 minutes.

The ticket system

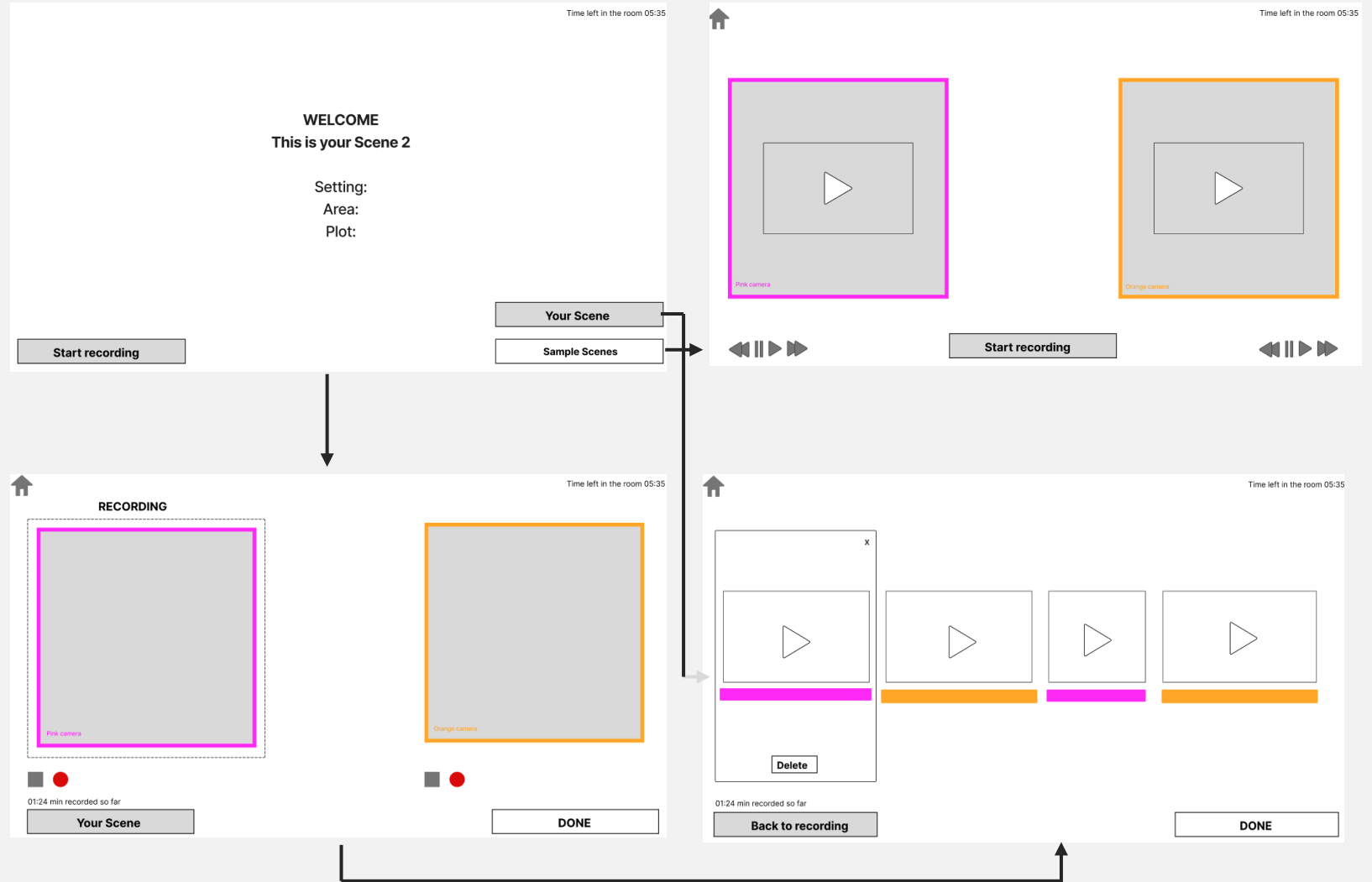
A one-day pass allows access to 5 different shooting areas, a shorter experience with a discounted price includes 3 different areas. Purchasing the movie is available with an additional price. The guests are required to book a time online slot prior to their visit. The guests also have the option of visiting only the premiere and the café area

The guests receive a lanyard at the front desk which they should tap at the writer's room to store their schedule and at all the settings access them and to make sure the recordings they shot in the setting are saved.



Recording system and the screen interface

The cameras are marked with different colors. On the touch screen at each area, guests can start and stop recording on each camera. They can see the camera point of view in real time before recording and also watch a sample scene . They can review their videos and delete the ones that they do not want to include in their movie. The time left in the room for them is shown on the screen.

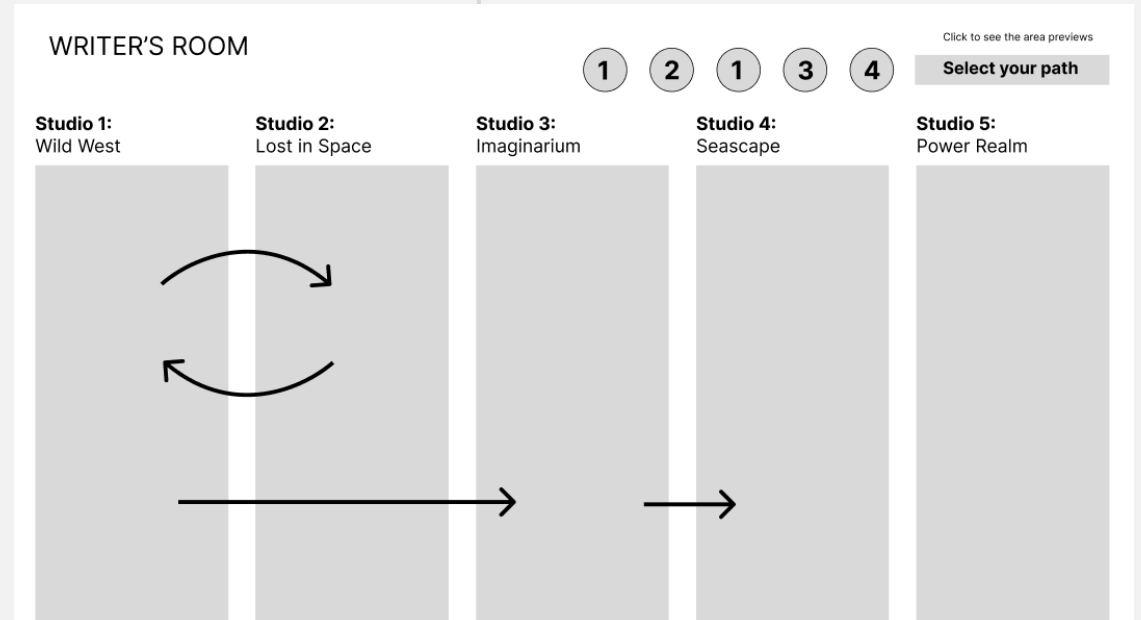




The writer's room

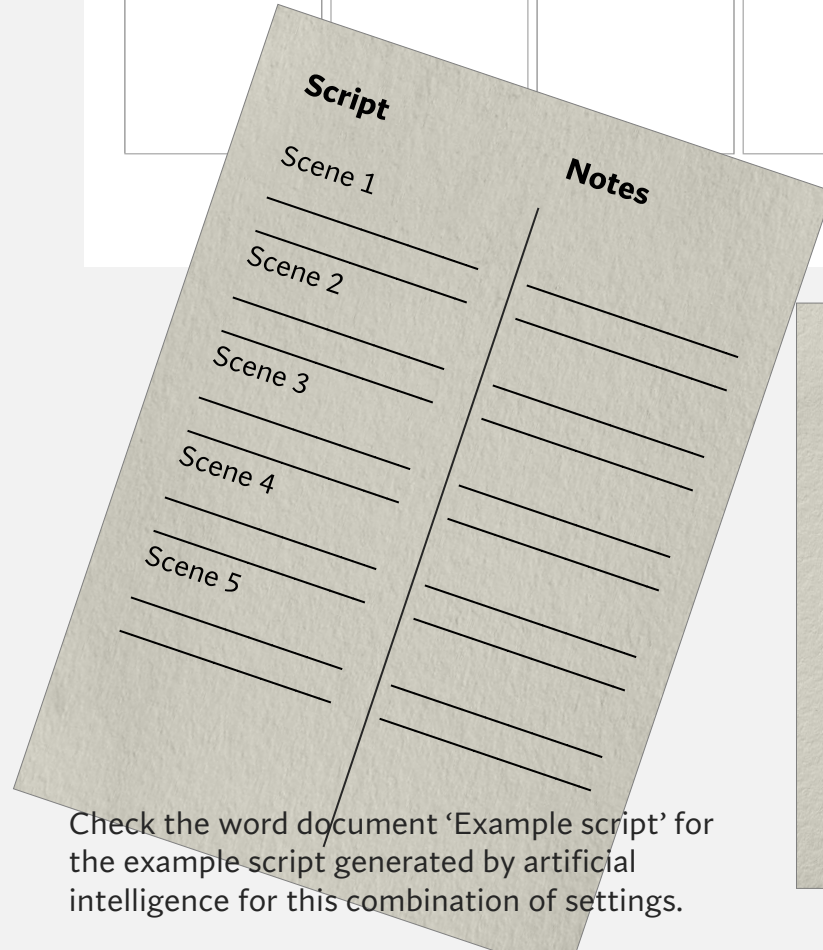
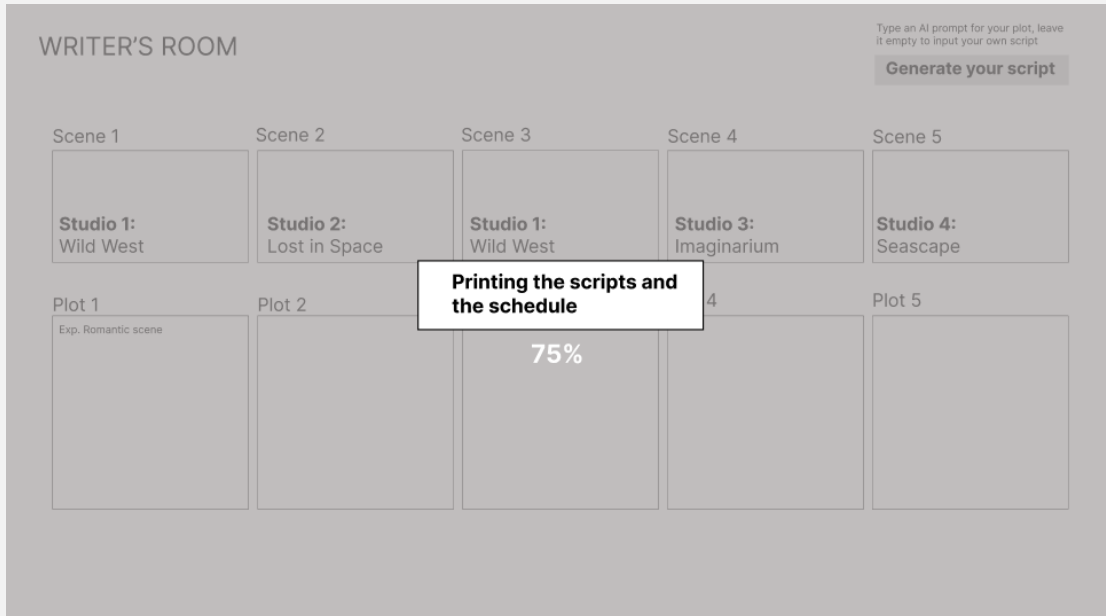
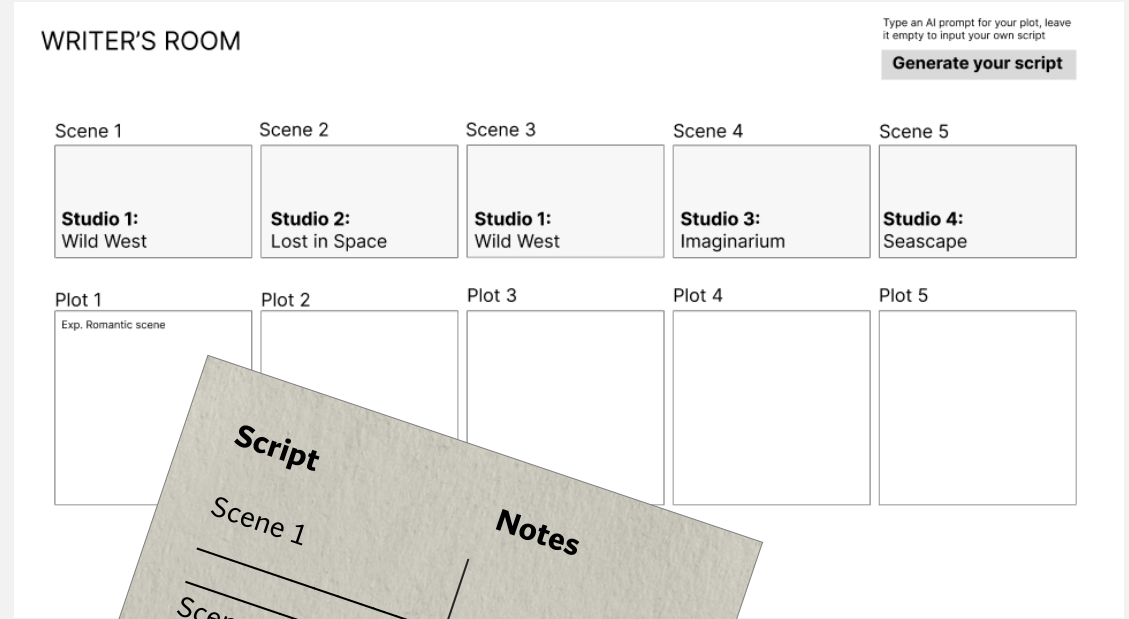
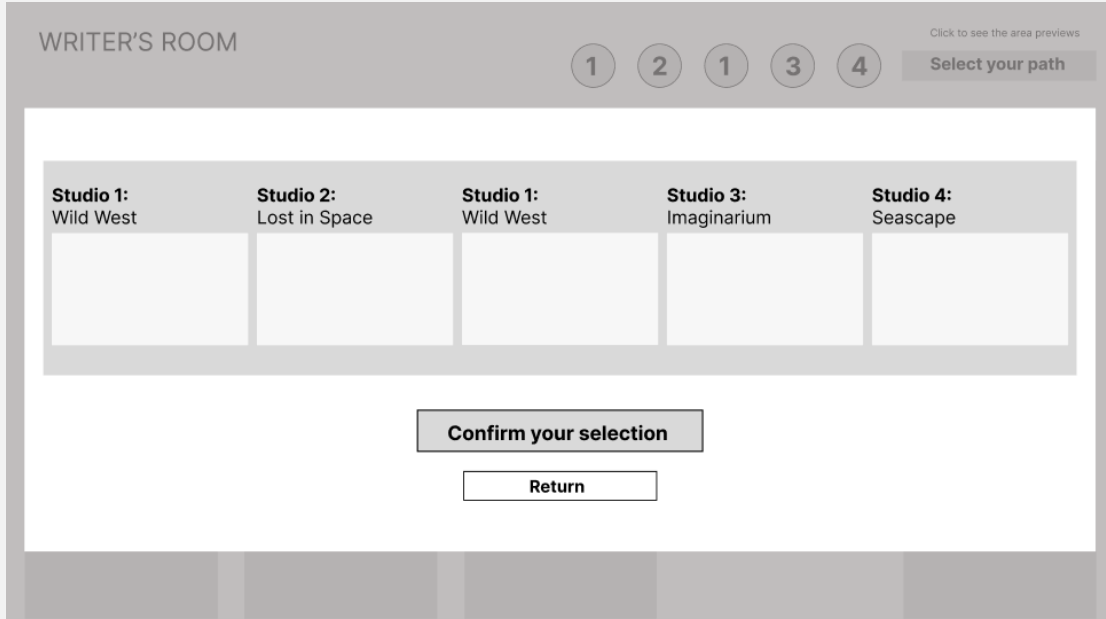
In the writer's room, the guest get the select the settings they want to use for their movie. They can check out the catalogue for each settings to see where the cameras are located and what kind of props they can find there. They can watch a preview of each are in the settings. After selecting their settings for their 5 they input a prompt to the artificial intelligence powered script generator to get a sample script for their scene. They also have the option leave it blank to input their own script. A schedule showing when they should be in each studio and their scripts are printed on papers (A4 for the scripts and one A3 for the schedule).



Writer's room screen interface 1/2



Writer's room screen interface 2/2




Schedule	
10.00-10.30	Studio1 Scene 1&3
10.35-10.50	Studio2 Scene2
10.55-11.10	Studio3 Scene4
11.15-11.30	Studio4 Scene5
11.45-Premiere	

Check the word document 'Example script' for the example script generated by artificial intelligence for this combination of settings.

The Studios

After the writer's room, the guests visit the studios that they chose. Please find detailed information for the studios in the 'Introducing the Studios' document.

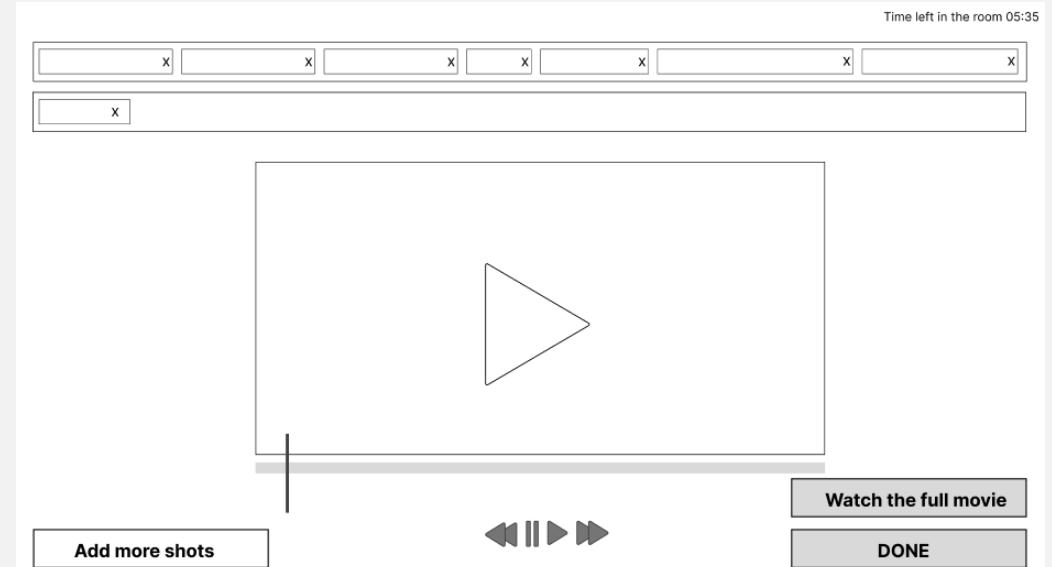

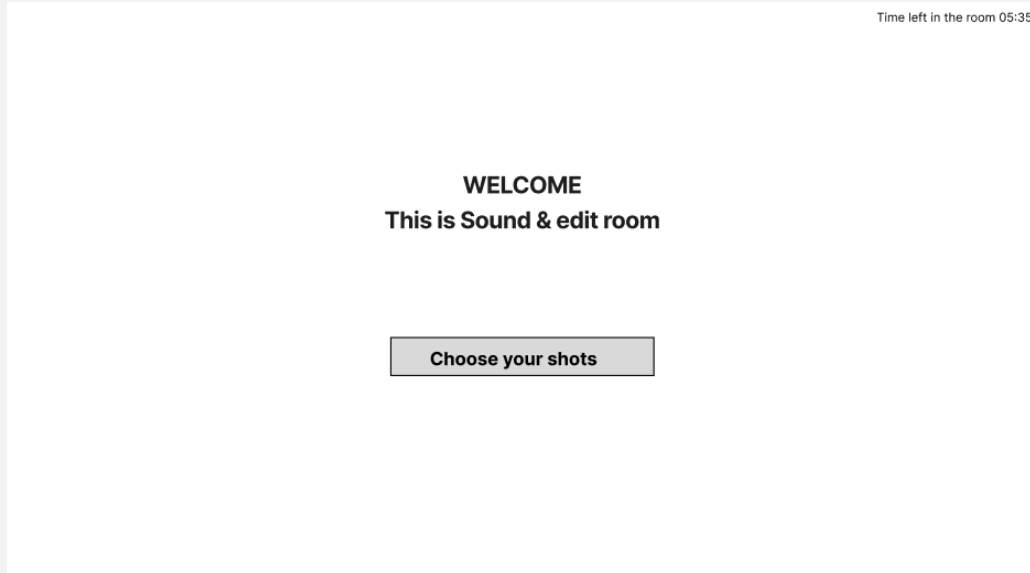


Sound & edit room

In the Sound & edit room, the guests can add sound effects to their movie and make adjustments and do some dubbings if it is needed.



Writer's room screen interface



In the first step, the guests can select the videos that they want to include in their movie by using the colorful buttons on the table and also using the screen.

Secondly they can cut and delete sequences and add sounds in the spots that they want, by using the black keyboard, where they can find the selection of different sound effects.

Buttons

SELECT

DESELECT

CUT

ADD SOUND

Studio bites

The guests can enjoy the classic cinema snacks and beverage options while they wait for their movie's premiere. The food is served from food trucks and the seating are is made of classic movie studio equipment such as director's seat, storage boxes, golf carts and lamps.




Shops

The guests can purchase their movie and a wide range of merchandise products at the shop by the exit. They can get a personalized walk of fame star and an academy award.



Branding


Logo options to be used in the venue and on the merchandise products



Blooper's Film Co.



Blooper's Film Co.



Sustainability and accessibility

Most of the set pieces are recycled from real sets of real movies. The props that would be discarded after productions are re-used in the Blooper's Film Co to offer guests this unique experience.

All the paper used for the experience is made by recycled paper.

The whole venue is accessible for wheelchair users. The ship area in the Seascape has a lift additional to the ladder. For the areas with harness, staff members are there to assist guests who need additional support. Visual impaired guests can book a special Sound & edit room only experience, where they can stay longer and experience heavy tactile foley sounds.



Further steps

Potential collaborations with production companies and licensing agreements especially for the Imaginarium can be explored.

Seasonal changes such as Halloween themed settings during that time, holiday themed settings for Christmas etc can be considered.

Studio changes in regular intervals can be planned to offer guests a variety of different movie settings and ensure their repeated visit.

Thank you

Leyla Suzuki-Toker
Chinmay Anilkumar